

Articles in this section

[Pro-EHJ Spec Sheet](#)


Pro-EHJ Spec Sheet

4 years ago

PRO-EHJ COMMERCIAL / INDUSTRIAL CONTINUOUS DUTY BELT DRIVE JACKSHAFT WITH EMERGENCY CHAIN HOIST, LOAD SENSING DEVICE AND EMERGENCY EGRESS CAPABILITY
Designed for use on commercial / industrial sectional doors with high or vertical lift track and rolling doors and grilles

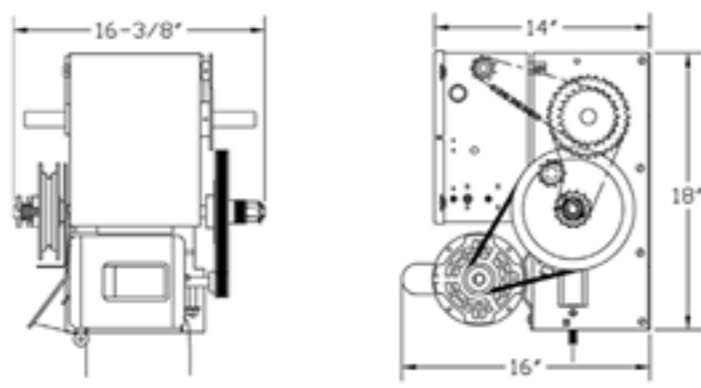
STANDARD FEATURES

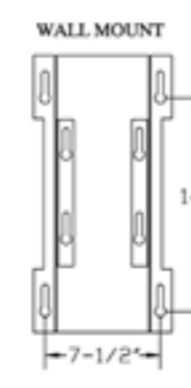
- **2 year Warranty**
- 24V class 2 control circuit with 40VA transformer to protect against short circuit
- On board receiver with antenna
- External radio control terminal strip
- Low friction powder metal limit cam nuts with fully adjustable rotary type limit switch assembly
- Three button open-close-stop control station Nema-1
- Continuous duty industrial motor with overload protection
- Motor removable without affecting limit settings
- Heavy duty 5L V-belt
- #41 roller chain & sprockets on all internal drives
- Adjustable friction clutch
- Mechanical brake system
- Solenoid brake (optional PRO-EHJB) recommended for large doors/ grilles
- #50 roller chain and sprockets on final drive
- 3/4" permanently lubricated & sealed precision ball bearings on pulley shaft
- 1" permanently lubricated & sealed ball bearings on final drive shaft
- Emergency chain hoist with electrical cut-out switch for manual operation
- Internal load sensing feature that will detect a locked or jammed door and stop unit from operation
- Provides for egress to allow for opening of a grill by manual operation or spring tension (optional egress device)
- Left or right hand mounting (must specify at time of order)
- Baked on dark grey coat finish
- Shipping weight 95 lbs
- N-1 photocells included for doors up to 24' wide



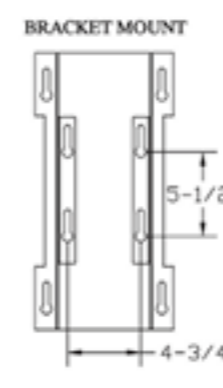
When ordering a PRO-EHJ operator, supply Nice with the following information:

- Door height
- Door width
- Type of door
- Horsepower
- Voltage/ Phase
- Safety devices
- Door shaft diameter & door shaft key size
- Mounting (LH or RH, Bracket or Wall mount)
- Control circuit options (see page 5-6)






WALL MOUNT



BRACKET MOUNT

montreal | phoenix | atlanta | chicago

1 (877) 888 1116

 [Nice_Spec-Sheet_PRO-EHJ.pdf](#)

1 MB · Download

Recently viewed articles

[Pro-H Spec Sheet](#)
[Pro-LHA Spec Sheet](#)
[Pro-LH Spec Sheet](#)
[Pro-EJ Architectural Specifications](#)
[Pro-J Spec Sheet](#)

Related articles

[PRO-EHJ Instruction Manual](#)
[PRO-EJ Instruction Manual](#)
[Pro-EJ Architectural Specifications](#)
[Pro-H Spec Sheet](#)
[Pro-EJ Shop Drawing](#)